

FREE

38-Pages

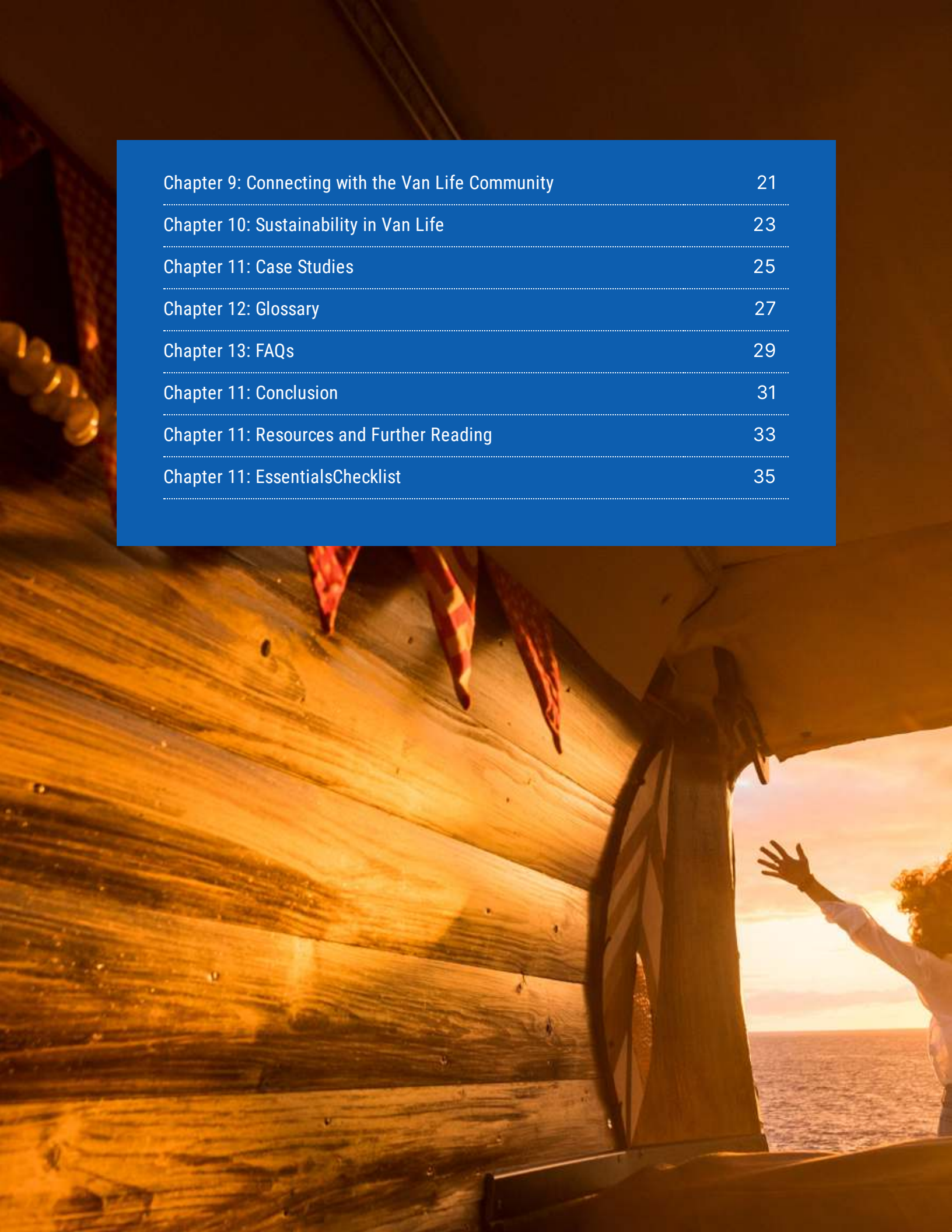


Ultimate Guide to Van Life: Your Roadmap to Freedom

NomadicHabitat.com

Table Of Contents

Introduction to Van Life	3
Why Choose Van Life?	5
Chapter 3: Choosing the Right Van	7
Chapter 4: Van Conversion Basics	11
Chapter 5: Mastering the Art of Boondocking	13
Chapter 6: Van Life Essentials	15
Chapter 7: Overcoming Challenges	17
Chapter 8: Working on the Road	19

A photograph of a person's hand reaching out towards a sunset from the interior of a wooden van. The van's interior is made of light-colored wood, and there are colorful pennants hanging from the ceiling. The person is wearing a white shirt. The sunset is visible through the open side door of the van, with the ocean in the background.

Chapter 9: Connecting with the Van Life Community	21
Chapter 10: Sustainability in Van Life	23
Chapter 11: Case Studies	25
Chapter 12: Glossary	27
Chapter 13: FAQs	29
Chapter 11: Conclusion	31
Chapter 11: Resources and Further Reading	33
Chapter 11: EssentialsChecklist	35

01

Introduction to Van Life



Introduction: The Collective Journey

Hello, fellow adventurers!

Van life isn't just a trend; it's a movement. A movement of individuals from all walks of life, united by a shared passion for freedom, adventure, and a deeper connection with the world around them.

This guide isn't about one person's journey but the collective experiences, dreams, and aspirations of a community that has chosen the road less traveled. Whether you're already living the van life dream, contemplating the leap, or simply curious about this unique lifestyle, this guide offers insights, tips, and resources to navigate the open road.



02

Why Choose Van Life?



Why Choose Van Life?

The allure of the open road is undeniable. But what drives individuals to trade the comforts of traditional living for a life on wheels?

- **Freedom:** Van life offers an unparalleled sense of freedom. No leases, no permanent addresses—just the horizon stretching out before you.
- **Financial Benefits:** Without the burdens of rent or mortgages, many find financial freedom and the ability to prioritize experiences over possessions.
- **Environmental Impact:** A minimalist lifestyle often leads to a smaller carbon footprint, aligning with eco-conscious values.
- **Community & Culture:** The van life community is diverse, supportive, and ever-growing. From impromptu meetups to organized festivals, there's a sense of camaraderie that's hard to find elsewhere.



03

Chapter 3: Choosing the Right Van



Choosing the Right Van

Your van is more than just a vehicle; it's your home, office, and sanctuary. Choosing the right one is crucial.

- **Types of Vans:** From spacious Sprinters to compact cargo vans, there's a range of options to suit different needs.
- **New vs. Used:** While new vans offer modern amenities and fewer initial maintenance concerns, used vans can be more affordable and come with their own character.
- **Key Considerations:** Think about size, fuel efficiency, and maintenance costs. Will you be traveling solo or with a partner? Do you need space for work or hobbies?
- **Here's a comparison of 5 popular van models to help you make an informed decision:**



Mercedes-Benz Sprinter

Key Features: Spacious interior, reliable engine, advanced safety features.

Pros: Good fuel efficiency, excellent build quality, high resale value.

Cons: Higher initial cost, limited service network in remote areas.



Ford Transit

Key Features: Multiple roof heights and wheelbase options, customizable interior

Pros: Affordable starting price, widely available parts, good fuel economy

Cons: Less insulation compared to some competitors, fewer customization options



Ram ProMaster

Key Features: Front-wheel drive for better maneuverability, wide range of sizes

Pros: Lower maintenance costs, spacious cargo area, easy to drive

Cons: Limited off-road capabilities, less fuel-efficient than some rivals



Nissan NV200

Key Features: Compact size, affordable starting price, good fuel economy

Pros: Easy to maneuver in tight spaces, lower maintenance costs

Cons: Limited cargo space, less powerful engine



Chevrolet Express:

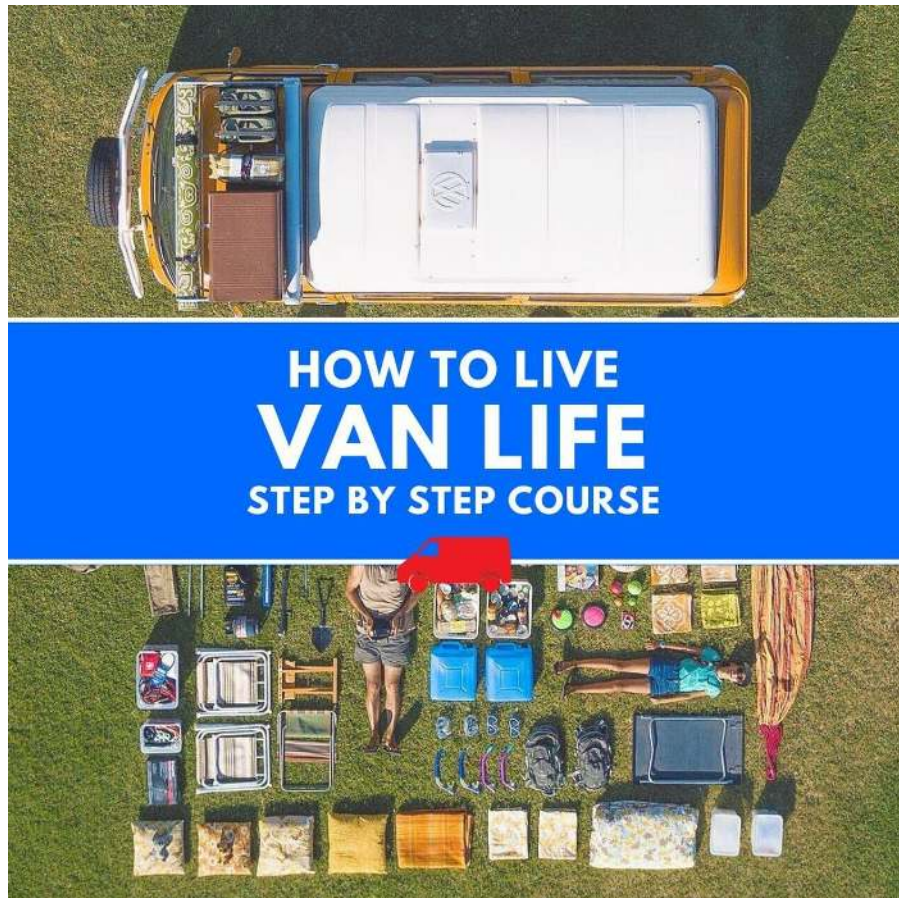
Key Features: Robust chassis, multiple engine options, abundant cargo space

Pros: Affordable starting price, reliable engines, widely available parts

Cons: Lower fuel efficiency, less modern features compared to some rivals

Note: The details mentioned are approximate and can vary depending on factors such as age, mileage, condition, and additional features. It is always recommended to research and compare vehicles in your specific location.

If you would like to discover how you can learn to live van life in 90 days or less please feel free to check out the course below by clicking the following link: [Learn More](#)



The image shows the interior of a van conversion. A large, intricate macramé wall hanging made of light-colored cord hangs from the ceiling. Below it, a wooden platform or bed frame is visible, with a brown, quilted blanket draped over it. The van's interior has a white ceiling with recessed lights and a dark metal frame. A large window on the right side provides a view of a snowy mountain landscape with bare trees and a forest of evergreens in the distance.

04

Chapter 4: Van Conversion Basics

Van Conversion Basics

Converting a van into a home-on-wheels is both an art and a science. It's about maximizing space, ensuring safety, and creating a comfortable living environment.

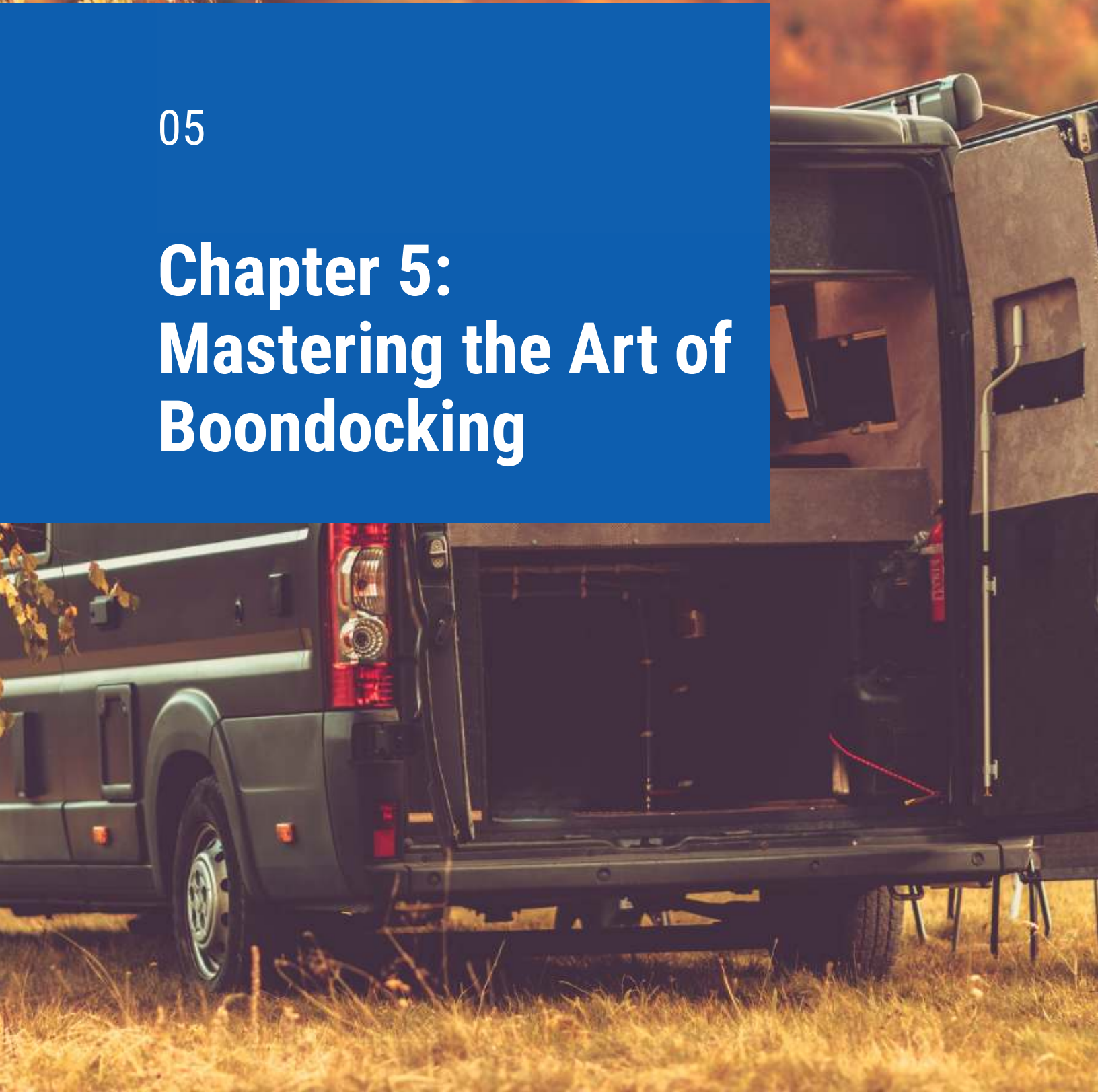
- **Insulation:** Essential for temperature regulation. Reflectix, foam board, and spray foam are popular choices.
- **Electricity:** Decide between solar panels, a dual battery system, or a combination. Consider your power needs for appliances, lighting, and charging devices.
- **Storage:** Think vertical. Use overhead cabinets, under-bed storage, and multi-purpose furniture. Consider slide-out designs for efficiency.
- **Ventilation:** Roof vents prevent condensation and maintain airflow. Some come with fans for better circulation.

[Dive deep into van customization with Van Life Academy.](#)
[Click to learn more.](#)



05

Chapter 5: Mastering the Art of Boondocking



Mastering the Art of Boondocking

Boondocking, or free camping, is a way to immerse yourself in nature. It requires preparation and respect for the environment.

- **Location Scouting:** Use apps like iOverlander or Campendium to find spots. Always check local regulations.
- **Water and Waste:** Carry enough fresh water and have a plan for waste disposal. Portable composting toilets are a popular choice.
- **Safety:** Park in well-lit areas, lock doors, and always let someone know your location.



The image shows the interior of a van with light-colored wood paneling. A window on the right side provides a view of a rocky river with a small waterfall, surrounded by bare trees and a hillside. On the wooden desk in the foreground, there is a white mug, a laptop, and a power brick. The text '06' is overlaid on a blue rectangular area on the left side of the image.

06

Chapter 6: Van Life Essentials

Van Life Essentials

Equip your van with essentials that enhance comfort and functionality.

One of the key considerations when choosing your routes is to determine your travel goals. Are you seeking picturesque landscapes, cultural immersion, or thrilling outdoor activities? Understanding your desired experience will help you narrow down your options and ensure a fulfilling journey.

- **Cooking:** Portable stoves, compact cookware, and multi-use utensils save space.
- **Hygiene:** Solar showers, biodegradable soaps, and compact toiletries keep you refreshed.
- **Comfort:** Invest in a quality mattress, ergonomic seating, and thermal window covers

Discover top-rated DIY van build products and gear recommendations at [Van Life Academy](#). [Click To Learn More](#)





07

Chapter 7: Overcoming Challenges

Overcoming Challenges

Van life is rewarding, but it comes with challenges. Being prepared makes the journey smoother.

- **Maintenance:** Regularly check your van's engine, tires, and electrical systems. Carry a basic toolkit.
- **Weather:** Have a plan for extreme conditions. Carry extra blankets for cold and a portable fan for heat.
- **Loneliness:** Connect with fellow van lifers, join meetups, and maintain regular communication with loved ones.
- **Space:** Organizing and decluttering regularly.





08

Chapter 8: Working on the Road

Working on the Road

The digital age makes remote work feasible. With the right tools, you can work from anywhere.

- **Connectivity:** Invest in a reliable mobile hotspot. Consider signal boosters for remote areas.
- **Workspace:** Design a foldable desk setup. Ergonomic chairs and laptop stands reduce strain.
- **Time Management:** Set a routine, take regular breaks, and ensure work-life balance.
- **Remote Jobs:** Writing, design, consulting—find what suits you.

To fully immerse in the van life culture, van builds and gain insights from experts, consider the courses at Van Life Academy.

[Learn more](#)

09

Chapter 9: Connecting with the Van Life Community



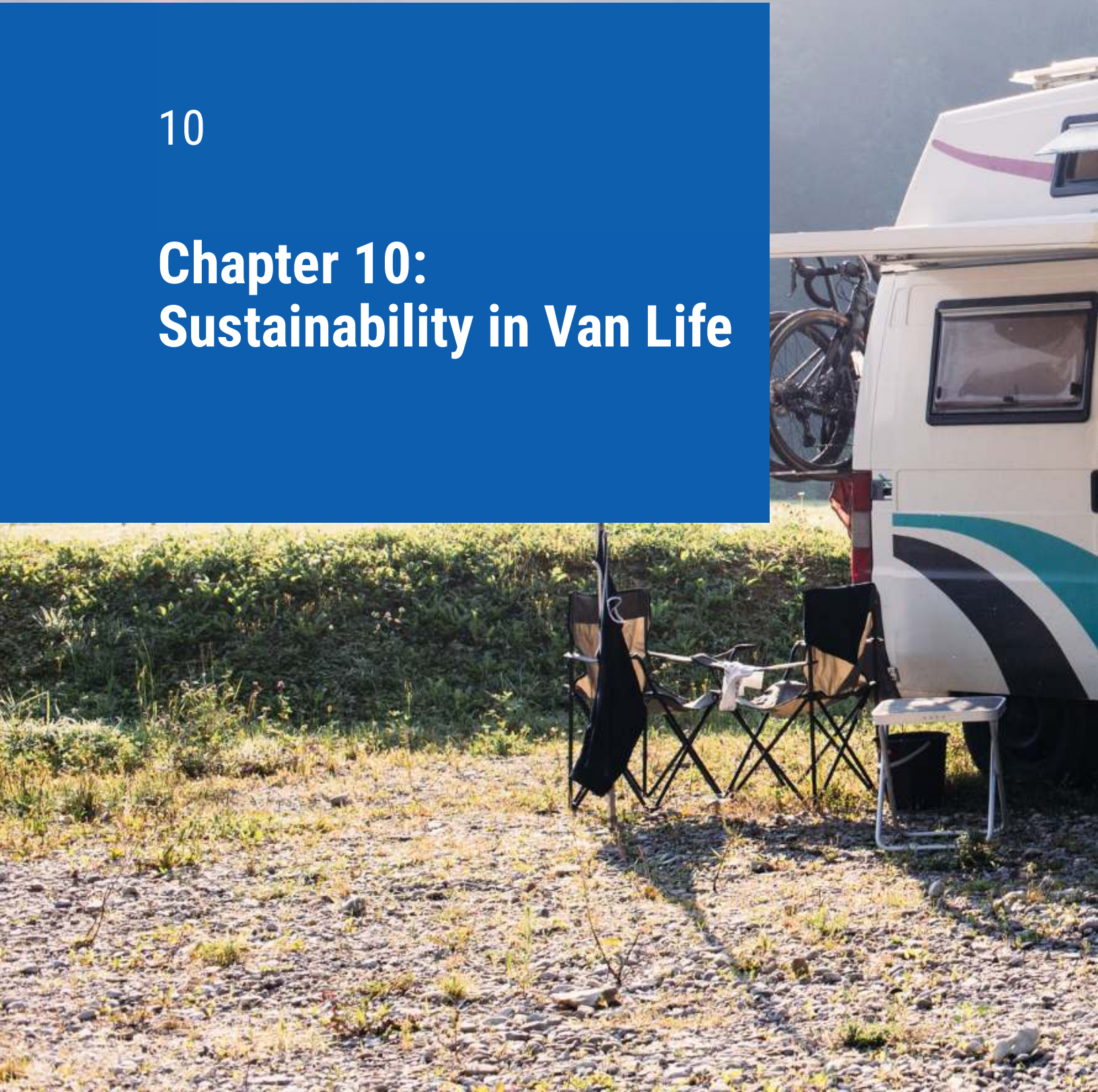
Connecting with the Van Life Community

- **Forums & Blogs:** Platforms like Vanlife Diaries or Reddit's r/vandwellers offer advice and camaraderie.
- **Meetups:** Join gatherings or festivals like Descend on Bend or the Rubber Tramp Rendezvous.
- **Social Media:** Follow hashtags like #VanLife or #HomeOnWheels on Instagram for inspiration.



10

Chapter 10: Sustainability in Van Life



Sustainability in Van Life

Tread lightly on the earth. Adopt sustainable practices for a minimal footprint.

- **Eco-products:** Use solar panels, biodegradable products, and rechargeable batteries.
- **Waste Management:** Opt for compostable trash bags and recycle whenever possible.
- **Conservation:** Respect nature. Follow Leave No Trace principles and camp responsibly.





11

Chapter 11: Case Studies

Case Studies

Case Study 1: Solo Van Life Adventure

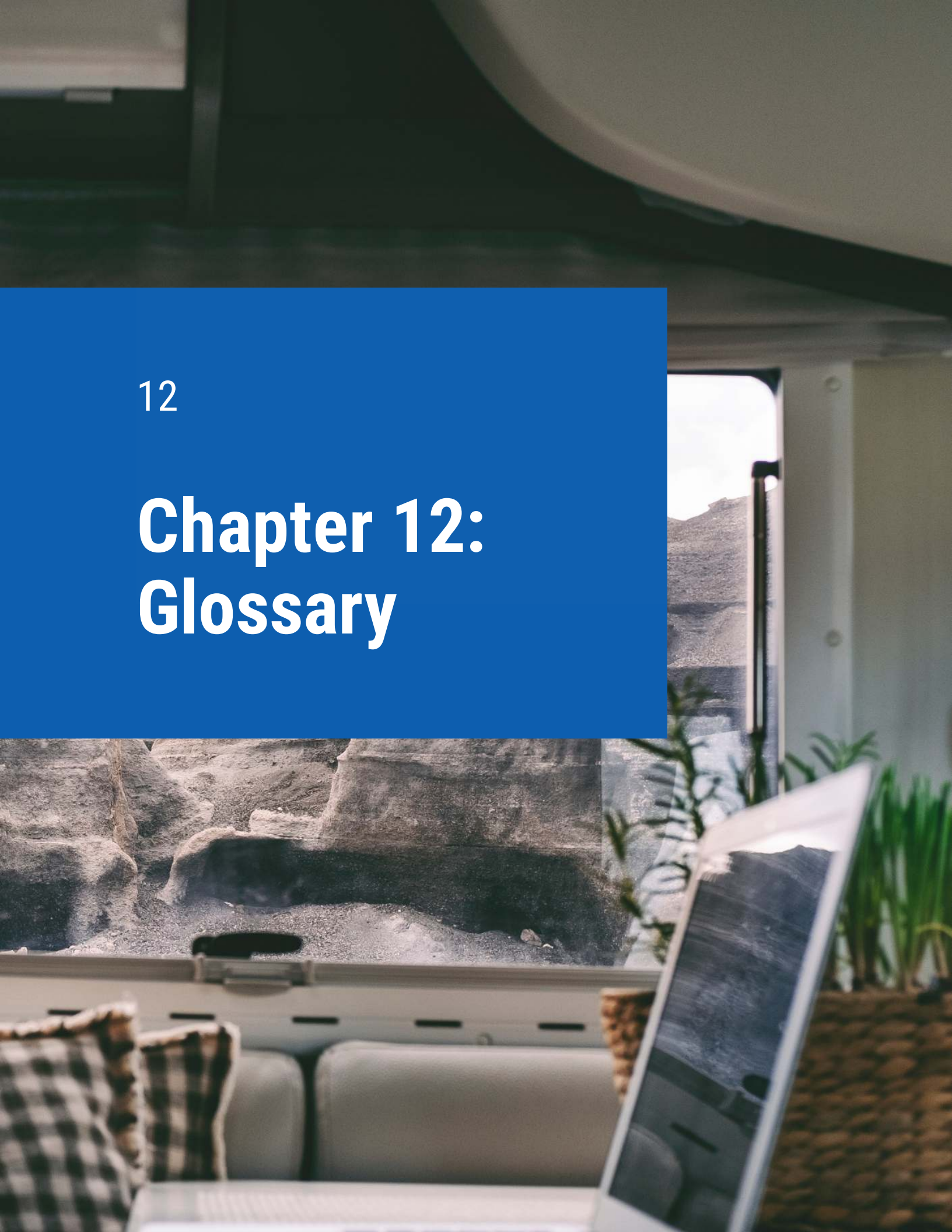
- Background: Sarah, a digital nomad, decided to transition to van life after years of working in a corporate setting.
- Journey: Starting with a used Ford Transit, she customized her van with a workspace, a cozy bed, and a compact kitchen.
- Challenges: Finding consistent internet connectivity and overcoming the initial loneliness.
- Triumphs: Discovering a supportive van life community, exploring national parks, and achieving work-life balance.
- Key Takeaway: Solo van life can be liberating, but it's essential to stay connected and prioritize self-care.

Case Study 2: A Family on Wheels

- Background: The Martinez family, with two kids, embarked on a year-long road trip across the country.
- Journey: They opted for a spacious Mercedes Sprinter, creating separate sleeping areas and a mobile classroom.
- Challenges: Ensuring the kids' education, managing space, and maintaining routines.
- Triumphs: Bonding as a family, learning from diverse cultures, and the kids adapting and thriving.
- Key Takeaway: With proper planning, van life can be a unique educational experience for kids.

12

Chapter 12: Glossary



Ultimate Guide to Van Life: Your Roadmap to Freedom

- **Boondocking:** Free camping without amenities.
- **House Battery:** The van's main power source.
- **Stealth Camping:** Discreet urban parking.
- **Full-timing:** Living in a van full-time.



The image shows a warm, rustic interior space. A large, intricate macramé wall hanging made of light-colored natural fibers hangs from the ceiling. Below it, a wooden platform or bed frame is visible, with a dark brown, quilted blanket draped over it. In the background, a large window offers a view of a snowy mountain landscape with evergreen trees and a rocky peak. The ceiling is made of dark wood, and a recessed light fixture is visible.

11

Chapter 13: FAQs

Ultimate Guide to Van Life: Your Roadmap to Freedom

- **How do I receive mail on the road?** Consider mail forwarding services or a friend's address.
- **Is van life legal everywhere?** Know local laws about parking and overnight stays.
- **How do I ensure personal safety?** Trust your instincts, and always let someone know your location.
- **How do I stay fit?** Portable gym equipment, outdoor activities.



11

Chapter 11: Conclusion



Ultimate Guide to Van Life: Your Roadmap to Freedom

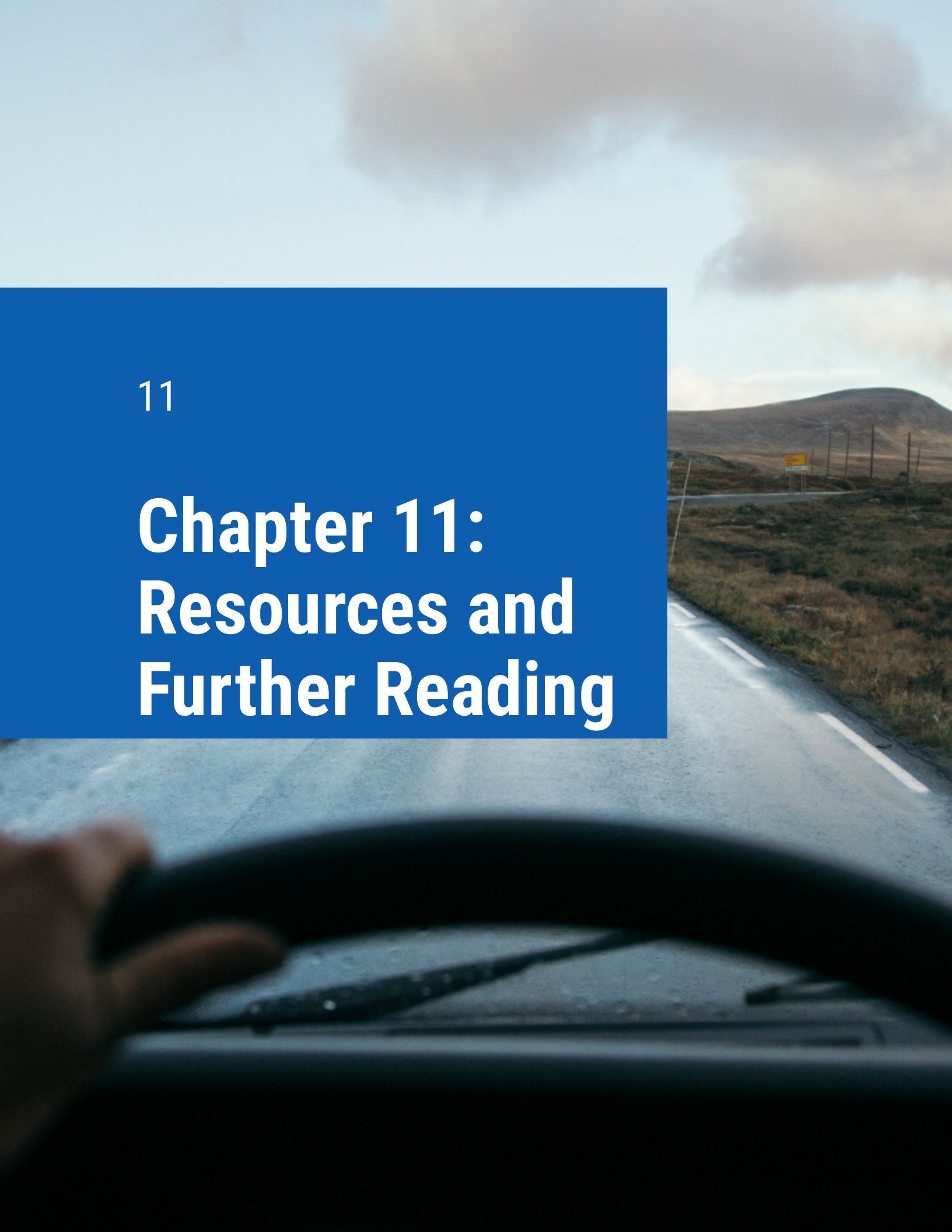
The van life journey is unique for everyone, but the shared sense of community, adventure, and freedom unites all. As you embark on this journey, remember to stay open-minded, respect nature, and cherish every moment.

Home is where you park it!



11

Chapter 11: Resources and Further Reading



Van Life Academy - DIY Van Build Resources & Guides

Van Life Academy offers a comprehensive online course, crafted by seasoned van life enthusiasts. Dive into a treasure trove of resources, from checklists and PDFs to diagrams and videos, all designed to guide you in creating your ideal campervan. With over 40 videos and 97 lessons, here's a glimpse of what's in store: • Preparing for Van Life • Planning your Build • Step-by-Step Build Tutorials • Life on the Road • And More!

[Learn more](#)





11

Chapter 11: Essentials Checklist



Van Life Essentials Checklist

1. Vehicle:

- Reliable and spacious van
- Adequate seating and sleeping arrangements
- Proper insulation for temperature control
- Functional windows and ventilation
- Safety equipment (fire extinguisher, first aid kit, emergency tools)

2. Sleeping:

- Comfortable bedding (mattress, pillows, blankets)
- Blackout curtains or window coverings for privacy
- Mosquito netting for ventilation without bugs
- Sleeping bags or warm blankets for colder climates
- Optional: hammock or cot for alternative sleeping arrangements

3. Kitchen:

- Portable stove or cooktop
- Cooking utensils (pots, pans, spatula, etc.)
- Plates, bowls, and cutlery
- Cooler or fridge for food storage
- Water storage container and/or water filtration system
- Cleaning supplies (dish soap, sponge, garbage bags)
- Optional: portable grill or BBQ

4. Food and Beverage:

- Non-perishable food items (canned goods, pasta, rice)
- Fresh produce and snacks
- Coffee maker or French press
- Reusable water bottles and coffee mugs
- Basic condiments (salt, pepper, oil, etc.)
- Optional: portable blender or juicer

5. Clothing and Personal Care:

- Weather-appropriate clothing

- Comfortable shoes and sandals
- Toiletries (toothbrush, toothpaste, shampoo, etc.)
- Towels and washcloths
- Laundry supplies (detergent, clothesline, etc.)
- Optional: portable shower bag or solar shower

6. Storage and Organization:

- Storage bins or drawers for clothes and supplies
- Hanging organizers for extra storage space
- Bungee cords or cargo nets for securing items
- Velcro or adhesive hooks for hanging items
- Foldable tables and chairs for outdoor use
- Optional: roof rack or storage system for larger items

7. Entertainment and Connectivity:

- Books, magazines, or e-books
- Portable speakers or headphones
- Board games or playing cards
- Charging cables and power bank for electronics
- Mobile hotspot or Wi-Fi extender for internet access
- Optional: portable projector for movie nights

Remember, this is a basic checklist and can be customized based on your personal preferences and needs. Safe travels and enjoy your van life adventure!

Disclaimer for the "Ultimate Guide to Van Life"

The information provided in the "Ultimate Guide to Van Life" is for general informational purposes only. While we strive to keep the information up-to-date and accurate, we make no representations or warranties of any kind, express or implied, about the completeness, accuracy, reliability, suitability, or availability concerning the content provided in this guide.

Any reliance you place on such information is strictly at your own risk. The author(s) and publisher are not responsible for any decisions made based on the content of this guide. It's always recommended to consult with a professional or expert before making significant decisions based on the content.

This guide contains affiliate links, which means that if you click on one of the product links and make a purchase, we may receive a small commission at no additional cost to you. This helps support the creation and maintenance of our content, and we truly appreciate your support. We recommend these products because we believe they will be of value to our readers, not because of the small commissions we might receive.

Please note that while we strive to recommend high-quality products and services, we cannot guarantee the accuracy, completeness, or suitability of any external resources. It's always a good idea to conduct your own research and consult with professionals before making any significant purchases.

The views and opinions expressed in this guide are those of the author(s) and do not necessarily reflect the official policy or position of any other agency, organization, employer, or company.